

## ONE BUTTON MAINTENANCE

Maintenance features for enhanced durability



The apixia EXL® PSP Scanner has an exclusive cleaning mode. Specially designed cleaning plates can be inserted into the PSP Scanner which allow for easy maintenance and long term durability.



Cleaning Plates



### THE BEST PROTECTION AND COMFORT FOR EVERYONE



Plate Barrier Envelope

Made with environmentally friendly materials which avoid cross contamination and provide protection for the patient.



Plastic Plate Carrier



Plate Transfer Box

Provides protection, easy storage and transportation of phosphor plates.

## TECHNICAL SPECIFICATIONS

### COMPUTER REQUIREMENTS\*

Windows 10/Windows 8.1/Windows 8/Windows 7/  
VISTA/XP (32, 64-bit)

USB 2.0 / USB 3.0 Port

CD/DVD Drive

\*Computer not included

### EXL® PSP SCANNER SPECIFICATIONS

Dimensions	214 mm x 170 mm x 266 mm
Weight	5.1 kg (11.23 lb)
Voltage	AC 100-240V, 50-60Hz
Theoretical Resolution	22 lp/mm
Scan Time	5-8 seconds
Connection Type	USB 2.0 / USB 3.0 / Ethernet
Plate Sizes	Size #0, #1, #2, #3, #4, #5
Plate Erasing	Automatic
Software	TWAIN Compatible / DICOM 3.0



Apixia Corporation Company Address: 7F-1, 128, Sec-2, Dunhua S. Rd., Da-An Dist., Taipei City Taiwan R.O.C.  
Office: +886-2-27022608 Fax: +886-2-27554919 Email: vet@apixia.asia www.apixia.com

Apixia Inc. Company Address: 18688 San Jose Ave. Industry, CA 91748 USA  
Office: 1-626-810-9201 Fax: 1-626-810-9207 Email: info@apixia.com www.apixia.net

Apixia Japan Company Address: 1324, Ooide, Daiin-cho, Inabe-shi, Mie-ken 511-0274, Japan  
Office: +81-59-441-3080 Fax: +81-59-441-3081 Email: sales3@apixia.asia www.apixia.co.jp

801108\_VET1  
Rev. D-May/07/2019



**apixia EXL® PSP SCANNER** DIGITAL DENTAL RADIOGRAPHY IMAGING SYSTEM  
**minimum size. maximum performance.**

## INNOVATIVE

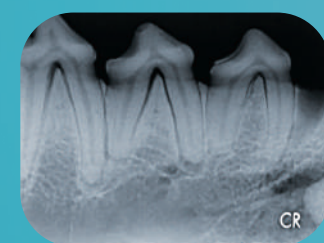
### FLEXIBLE IN MORE WAYS THAN ONE

The apixia EXL® PSP Scanner packs tremendous imaging power into a small package. Tiny enough to fit into the most crowded vet operatories, yet robust enough to be placed in a central location for use by the entire clinic, the apixia EXL® PSP Scanner is the ideal product for any size vet practice. Imaging with PSP plates offers all the flexibility and durability of film, combined with the immediacy and environmental benefits of digital radiography.



### LASER FAST IMAGE PROCESSING

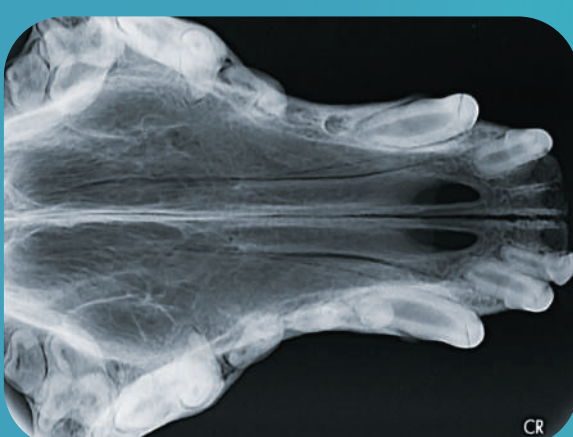
Imaging is fast and simple. The smart top-loading design harnesses the power of gravity for simple loading and fuss-free use. In just a short time, the crystal clear radiograph appears on the computer screen, ready for viewing. Simply insert the next exposed plate when ready.



size 2



size 3



size 4



size 5

## VERSATILE

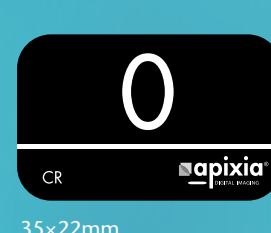
### DIFFERENT PLATE SIZES FOR VARIOUS ANIMAL STRUCTURES

With the apixia EXL® PSP Scanner, various animal structures such as tooth apices, alveolar bone and dentition can be viewed with different size plates. Possible periodontal disease and calculus can all be seen clearly and diagnosed for comprehensive dental treatment plans.



### SIX PLATE SIZES FOR VARIOUS ANIMAL STRUCTURES

With the apixia EXL® PSP Scanner, various animal structures such as tooth apices, alveolar bone and dentition can be viewed with different size plates. Possible periodontal disease and calculus can all be seen clearly and diagnosed for comprehensive dental treatment plans.



35x22mm



40x24mm



41x31mm



54x27mm



76x57mm

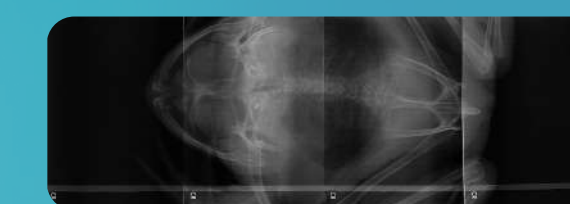
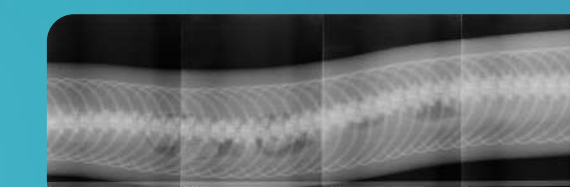
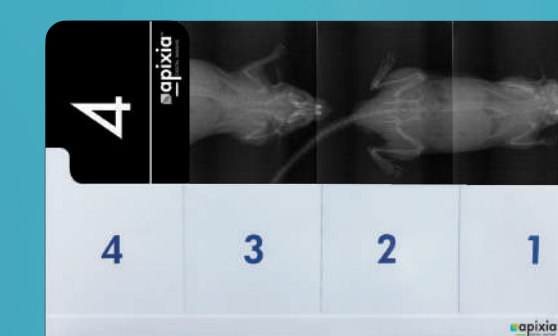


95x57mm

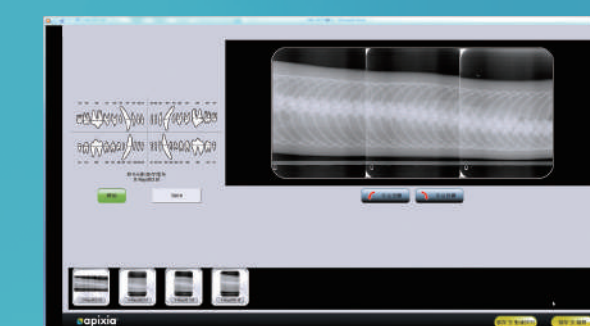
## INTUITIVE

### THE 4 PLATE HOLDER CAPTURES EVEN MORE IN ONE RADIOGRAPH

The apixia EXL®PSP Scanner stitch holder can capture maximum image area by putting four size 4 PSP Plates together in a stitched holder. When capturing images on animals such as snakes, frogs and mice, the stitched holder allows for the entire image to be easily viewed. Lower dosages can also be used when shooting the hands, feet, or joints of large animals with accurate results.



The APIXIA Imaging Software provides unique functions such as image stitching and image adjustment. Scanned x-ray images can be immediately viewed. The imaging software can be easily networked and comes with unlimited licenses.



### INTERFACE

The software delivers dozens of powerful features, presented with simplicity and technological elegance that make the system a snap for each user.

